

PRODUCT BULLETIN

greenteQ Q-Bolt Door Lock Range



greenteQ Q-Bolt Door Lock

The Q-Bolt Door Lock from greenteQ is a top quality residential door lock range for single and double doors.

Each lock features a reversible latch, a 25mm throw direct drive central deadbolt and 2 chamfered security hooks that lock out in opposing directions.

The hooks and deadbolt all provide security and smooth compression.

Q-Bolts for doors with a 12mm cavity (typically PVCu, aluminium and rebated timber) also feature a roller cam outboard of each hook to provide additional initial compression.

All locking points locate into single piece profile related adjustable keeps* or, in the case of composite and flush timber doors, individual adjustable flat keep plates.

The gearbox features a double spindle arrangement set at 92/62mm centres, so Q-Bolt is suitable for both lever/lever and lever/pad operation via long backplate** handle sets, such as greenteQ Alpha and Coastline.

The 12mm cavity options have a 16mm faceplate. The 550 centre version can be cropped to accept vertical shootbolts for double doors and covers sash heights from 1685 (with reduced handle height) to 2200mm.

The single door (650) variant cannot accept shootbolts. Both options have a 35mm backset. If possible, if the handle is set at 1020mm, the bottom of the lock does not need to be cropped.

The Composite Door version has 750mm centres between the hooks, with a 20mm radiused end non-crop faceplate and 45mm backset dimension.

All faceplates and keeps are silver passivated mild steel, achieving BS EN 1670 Grade 4 neutral salt spray testing.

Latch reversal is carried out from the front using a PH1 manual screwdriver.

Q-Bolt has been tested to PAS24:2016 and has been cycle tested to 50,000 operations.

greenteQ

Q-Bolt Door Lock Range

Q-Bolt is covered by the greenteQ 10 year functional guarantee and is rated as a Q-secure PREMIUM product.

Q-Bolt is from the same family as the greenteQ iQ lock range. All the mechanical properties and dimensions are the same, and both locks feature the largest hooks on the market.

The two locks utilise the same door keeps. The only difference is that Q-Bolt does not include the sensor pocket below the handle that enables a door to be added to a smart home network via a Kubu home hub. If this feature is of interest, please ask us about iQ locks.

Benefits at a glance:

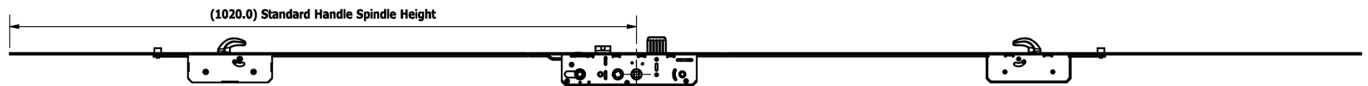
- Very smooth action and very secure thanks to robust deadbolt and hooks that are shaped to provide compression
- Tested to PAS24:2016
- Suitable for PVCu, aluminium, timber and composite doors
- Single and double door variants with lever/lever or lever/pad operation
- 550 variant allows the fitting of vertical shootbolts
- 240 hours salt spray test results
- Quick to fit
- 10 year greenteQ performance guarantee
- Q-secure PREMIUM product

VBH Order Codes

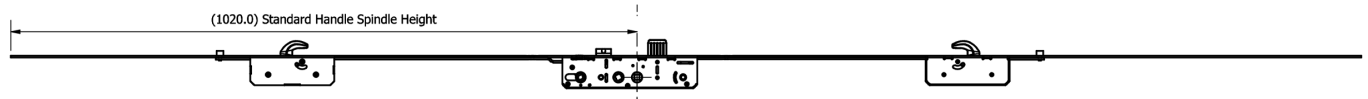
'PVCu' Variant (for 12mm Cavity Doors) - 35BS, 2 Hooks, 2 Cams, 16mm Faceplate, 92/62PZ

| Description | 650 Variant | 550 Variant | Passive Sash Lock (No Locking Points) | Crate/Box Qty |
|--------------------------------|-------------|-------------|---------------------------------------|---------------|
| Door Lock | 3QDL3303 | 3QDL3302 | - | 300 |
| Passive Sash Double Door Lock | N/A | - | 3QDL3505 | 300 |
| Standard Shootbolt (Each) | N/A | 3QDL3521 | 3QDL3521 | 10 |
| Low Threshold Shootbolt (Each) | N/A | 3QDL3522** | 3QDL3522*** | 10 |

650 Variant



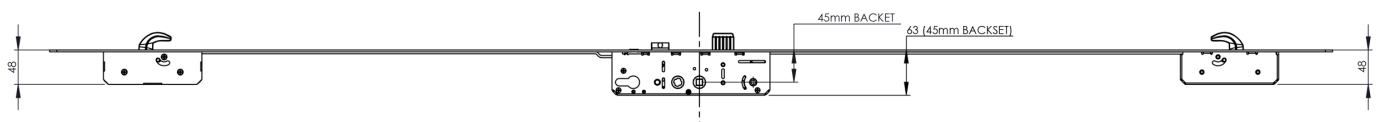
550 Variant



Composite/Flush Timber Variant - 45BS, 2 Hooks, 20mm Faceplate, 92/62PZ

| Description | VBH Code | Box Qty |
|----------------|----------|---------|
| Door Lock | 3QDL3316 | 210 |
| Centre Keep LH | 3QDL3681 | 40 |
| Centre Keep RH | 3QDL3682 | 40 |
| Hook Keep | 3QDL3683 | 100 |

750 Variant



*Please refer to the VBH Profile Related Items List for details of keeps to suit each system. Note that the handing of the keep is determined by the side that the hinges are fitted, viewed from inside, and assume an inward opening door. i.e. if the hinges are on the right VFI on an inward opening door, choose a RH keep. If the door is outward opening, select a LH keep.

**Top screw to spindle hole dimension at 75mm. Short backplate handles are not suitable.

***Additional Support blocks should be fitted to Low threshold PAS24 doors. See VBH Profile Related Items List for details.